

Enrol and vote at the 2026 State Election

English



About the state election

A state election is how people in South Australia choose who will be in the South Australian Parliament. It happens every 4 years on the third Saturday in March.

How do I register to vote?

When you enrol, we register your name on a list of people who can vote. When you vote, you choose who is part of the parliament.

Enrolling or updating your details is easy. Visit our website at:

ecsa.sa.gov.au

Call toll-free: 1300 655 232

Enrolment is valid for all state, federal, and local elections.

Remember to update your details if you move house or change your name.

You must enrol to vote if you:



Have lived in South Australia for at least one month.



Are over 18 years old



Are an Australian citizen

How do I vote at a polling booth?

You have several convenient options to vote when you want to. These include voting on polling day or voting early at an early voting centre or applying to vote by post. The easiest way to vote on election day is at a polling booth near where you live.

If you have a mobility restriction or disability, or care for someone who does, you can check the accessibility details of polling booths at ecsa.sa.gov.au.

Before polling day, the Electoral Commission of South Australia will write to you with information about the nearest polling booth locations.

You will receive an EasyVote Card to bring with you when you vote. You can also find information about polling booths at ecsa.sa.gov.au.



Polling booth opening hours: 8:00 a.m. - 6:00 p.m. on polling day.

1. When you visit a polling booth, you will be asked for your name, address and “Have you voted before in this election?”.

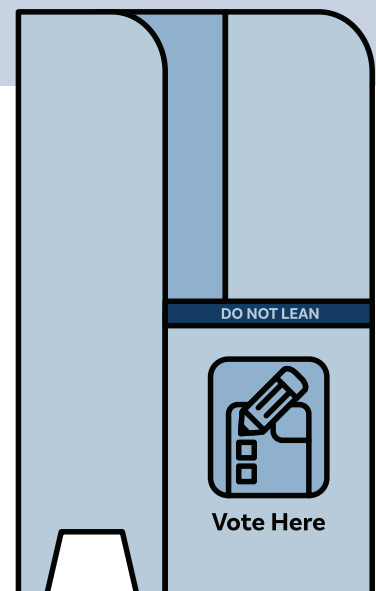
To make your identification easier and faster, you can bring your EasyVote Card or another document with your name and address.

2. Your name will be checked on the voter list and you will receive two ballot papers: one for the House of Assembly (green) and one for the Legislative Council (white).

3. Take the ballots to the voting area where you can fill out your vote in private.

Your vote is secret. But if you need help, ask one of the Election staff.

4. Once you’ve filled out your ballot papers, insert them into the ballot boxes.



How to fill out the ballot papers

South Australia Issuing Officer Initials

Ballot Paper
Election of one Member for the House of Assembly

DISTRICT

Number the squares from 1 to 4 in the order of your choice.
You are not legally obliged to mark the ballot paper.

<input type="checkbox"/>	CANDIDATE Name	Political Party or Independent
<input type="checkbox"/>	CANDIDATE Name	Political Party or Independent
<input type="checkbox"/>	CANDIDATE Name	Political Party or Independent
<input type="checkbox"/>	CANDIDATE Name	Political Party or Independent

After voting, fold the ballot paper and place it in the ballot box or declaration envelope


You will receive two ballot papers:

1. House of Assembly ballot paper

On the green House of Assembly ballot paper, you must number each square with consecutive numbers in any order you choose.

1. Write the number '1' in the square next to the candidate you want to indicate as your first choice.
 2. Write the number '2' next to your second choice.
 3. Write the number '3' next to your third choice.
- ... and so on until you have numbered every square.

If you make a mistake, don't worry. Put a line through the mistake and write the correct information beside it, or you can ask an electoral officer for a replacement ballot paper.



If you make a mistake, always ask the staff for help

2. Legislative Council ballot paper

There are 2 ways you can vote - above the bold line or below the line - ***but not both.***

Vote above the bold line:

If you choose to vote above the bold line:

1. Write the number '1' in the square next to the party or group of candidates which is your first choice.
2. Write number '2' next to your second choice, and so on for as many parties or groups of candidates as you like.

You do not need to number every square. Leave the rest of the ballot paper blank. Do not mark below the bold thick line.

By voting above the bold line, your vote will go to the candidates within the group (or groups) you have chosen.

South Australia, 2026 Election
Ballot Paper for the Election of 11 Legislative Councillors
You may vote in one of two ways. You are not legally obliged to mark the ballot paper.

If you vote ABOVE the line

If you vote above the line write the number 1 in the square next to the group of your choice. You can show more choices if you want to by writing numbers in other squares starting with the number 2. Do not write any numbers below the line.


A <input type="checkbox"/> Environment First Party	B <input type="checkbox"/> Shine Australia	C <input type="checkbox"/> The People's Party	D <input type="checkbox"/> Farmer's Alliance	E <input type="checkbox"/> Southern Cross Party
---	---	--	---	--

OR

If you vote BELOW the line

If you vote below the line write the numbers 1 to 12 in the squares next to the names of the candidates in the order of your choice. You can show more choices if you want to by continuing to write numbers in more squares. You don't need to write a number in every square. Do not write any numbers above the line.

A <input type="checkbox"/> Lauren Hall <input type="checkbox"/> Tony Matic <input type="checkbox"/> Jane Nguyen <input type="checkbox"/> Oliver Bloom <input type="checkbox"/> Sasha Crown <input type="checkbox"/> Travis Alves	B <input type="checkbox"/> Finn Robinson <input type="checkbox"/> Latika Fischer <input type="checkbox"/> Andy McMahon <input type="checkbox"/> Helen Park <input type="checkbox"/> James Ludwig <input type="checkbox"/> Ophelia Knight	C <input type="checkbox"/> Anita Holland <input type="checkbox"/> Joshua McCall <input type="checkbox"/> Imane Caskey <input type="checkbox"/> Ahren Patel <input type="checkbox"/> Vanessa Hollow <input type="checkbox"/> Porter Smith	D <input type="checkbox"/> Winston Barker <input type="checkbox"/> Nina Harris <input type="checkbox"/> John Thompson <input type="checkbox"/> Rachel McKinnon <input type="checkbox"/> Jeremy Choi <input type="checkbox"/> Courtney Wilson	E <input type="checkbox"/> Naomi Lee <input type="checkbox"/> Felix Barker <input type="checkbox"/> Jennie Rodriguez <input type="checkbox"/> Rory Lane <input type="checkbox"/> Katrina Sebastian <input type="checkbox"/> Noah Stringer
---	---	---	---	--


Issuing Officer Initials

After voting, fold the ballot paper and place it in the ballot box or in the envelope provided.

Vote below the bold line:


If you choose to vote below the bold line:

1. Write the number '1' in the square next to the candidate who is your first choice.
2. Write the number '2' in the square next to the candidate who is your second choice,
3. Write the number 3, 4, 5, 6 in the square next to the other candidates of your choice until you have chosen a minimum of 12 candidates.

You may choose to number more than 12 candidates.

What happens if I can't get to a polling booth?

If you can't get to a polling booth, or if you'll be out of the state, there are other ways to vote.



Voting by mail

You can request ballot papers be mailed to you by completing a Postal Vote Application Form. This will be available **approximately six weeks** before the election.



Visit our website at ecsa.sa.gov.au



Call toll-free: 1300 655 232

The Electoral Commission of South Australia will process your application and begin mailing ballot papers approximately two weeks before the vote.

For those outside of South Australia: the deadline to request a postal vote is 8 days before polling day.

For those inside of South Australia: the deadline to request a postal vote is 4 days before polling day.

When you receive your ballot papers, complete and mail them back as soon as possible.

Polling staff visit some hospitals and nursing homes before and on polling day.

Voting if in another state

There will be early voting centres in every capital city in Australia. Call us or visit our website to view the locations of the early voting centres.



Visit our website at ecsa.sa.gov.au



Call toll-free: 1300 655 232

Voting by telephone for low vision and motor impairment

Telephone Voting Assistance is now also available for those with motor impairment, or voters who are blind or have low vision.

Do you need an interpreter?

If you need an interpreter, call the Translation and Interpretation Service (TIS National) on 131 450 and ask to be connected to the Electoral Commission of South Australia on 1300 655 232.

Opening hours: Monday-Friday | 9:00 a.m. to 5:00 p.m.



**IMPORTANT - VOTING IS COMPULSORY.
YOU MAY BE FINED IF YOU DO NOT VOTE.**



Contact ECSA at 1300 655 232 if you are unable to vote.